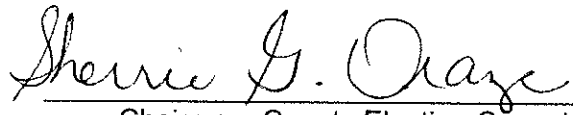


**CERTIFICATION OF ELECTION RESULTS FOR THE  
COUNTY REFERENDUM ELECTION  
HELD MARCH 3, 2020**


We, the undersigned members of the **Wilson County Election Commission**, do hereby certify that we held a **Sales and Use Tax Referendum Election** on **Tuesday, March 3, 2020**, in the voting precincts in this county, according to law, for the purpose of ratifying the referendum question hereinafter, and that we have canvassed the returns of said election as required by law, and we do hereby certify that the following 2 pages of tabulation are a true, correct, and complete accounting of the results by precinct of said election as established by the canvassing of the returns, this **16<sup>th</sup>** day of **March, 2020**.

*At least three (3) commissioners must sign below:*




\_\_\_\_\_  
Chairman, County Election Commission


\_\_\_\_\_  
Secretary, County Election Commission



\_\_\_\_\_  
Member, County Election Commission



\_\_\_\_\_  
Member, County Election Commission



\_\_\_\_\_  
Member, County Election Commission

# State of Tennessee - Wilson County

March 3, 2020

## Referendum

### Sales and Use Tax Referendum

1 For	12,569
2 Against	9,085
<b>Total Votes</b>	<b>21,654</b>



March 16, 2020



---

# State of Tennessee - Wilson County

March 3, 2020

## Referendum

---

### Sales and Use Tax Referendum

1. For
2. Against

Precincts:	1	2
1-1	524	323
2-1	442	233
3-1	442	353
4-1	373	253
4-2	219	190
5-1	661	621
6-1	429	338
7-1	145	131
7-2	208	149
8-1	449	301
9-1	310	247
9-2	63	77
10-1	489	330
11-1	1,184	619
12-1	237	219
12-2	203	137
13-1	538	458
14-1	640	419
15-1	350	295
16-1	500	292
17-1	567	390
18-1	597	441
19-1	364	288
20-1	136	146
21-1	96	100
21-2	99	88
22-1	411	294
23-1	654	489
24-1	380	269
25-1	417	230
25-2	227	191
Absentee	206	171
Provisional	9	3
<b>Totals:</b>	<b>12,569</b>	<b>9,085</b>

---

SYD

AS  
JCP  
RS

March 16, 2020